



RAD0217

Fitting Instructions for RAD0217 Radiator Guard
DUCATI MULTISTRADA 950 2017-

Page | 1



In This Kit There Should Be
1x Radiator Guard (RAD0217).
3x 100mm Lengths of self-adhesive Foam.
8x small Cable Ties.




Picture 1



Picture 2



RAD0217




Picture 3



Picture 4



Picture 5



Picture 6




Picture 7



Picture 8



RAD0217



Picture 9



Picture 10

GENERAL TORQUE SETTINGS

- M4 BOLT = 8Nm
- M5 BOLT = 12Nm
- M6 BOLT = 15Nm
- M8 BOLT = 20Nm
- M10 BOLT = 40Nm
- M12 NYLOC NUT = 40Nm

TOOLS REQUIRED

- Socket set to include 8mm socket & wrench.
- 4mm Allen key or socket bits with extension.

FITTING INSTRUCTIONS

- To fit the radiator guard to the bike cut the foam strip provided into 10mm wide pieces and stick them to the back of the radiator guard frame, so that they sit between the radiator guard and the radiator.
- Remove the bodywork on each side of the bike, as arrowed in picture 1. To do this, remove the two bolts on the back of the bodywork, as arrowed in pictures 2 & 3, and then slide the red section of bodywork forward to remove it from its mounts, as shown in picture 4.
- Remove the bolts that mount the top of the radiator to the frame on both sides of the bike. These bolts can be accessed from the side where the side bodywork used to be, as shown in picture 5.
- Offer the R&G radiator into place
- Ensure the two upper mounts sit on the outside of the radiator on both sides of the bike, before re-fitting the original bolt through the radiator guard mount and then through the radiator mount and tighten into the threaded boss on the frame, as shown in pictures 6, 7 & 8.
- Ensure the radiator guard is correctly mounted before tightening the two upper mounting bolts.
- Use the supplied cable ties to secure the lower radiator guard mounts as shown in pictures 9 and 10.
- Re-fit the bodywork on both sides of the bike along with the two bolts.



RAD0217

ISSUE 1 16/05/2017 (NSY)

Digital copies of these instructions are available to download from www.rg-racing.com

Page | 4

CONSUMER NOTICE

The catalogue description and any exhibition of samples are only broad indications of the Products and R&G may make design changes which do not diminish their performance or visual appeal and supplying them in such state shall conform to the order. The Buyer acknowledges no representation or warranty (other than as to title) has been given or will apply to the Products other than those in R&G's order or confirmation and the Buyer confirms it has chosen the Products as being of merchantable quality and suitable for its particular purposes. Where R&G fits the Products or undertakes other services it shall exercise reasonable skill and care and rectify any fault free of charge unless the workmanship has been disturbed. The Buyer is responsible for ensuring that the warranty on the motorcycle is not affected by the fitting of the Products. On return of any defective Products R&G shall at its option either supply a replacement or refund the purchase money but shall not be liable if the Products have been modified or used or maintained otherwise than in accordance with R&G's or manufacturer's instructions and good engineering practice or if the defect arises from accident or neglect. Other than identified above and subject to R&G not limiting its liability for causing death and personal injury, it shall not be liable for indirect or consequential loss and otherwise its liability shall be limited to the amounts paid by the Buyer for the Products or the fitting or service concerned. These terms do not affect the Buyer's statutory rights.

R&G RACING RETURNS POLICY (NON-FAULTY GOODS)

Returns must be pre-authorised (if not pre-authorised the return will be rejected). Goods may only be returned direct to us if they were purchased direct from us (customer must prove if necessary). Otherwise to be returned to original vendor. Goods must be in re-sellable condition, in the opinion of R&G Racing. All returns are subject to a 25% restocking and handling fee (25% of the gross value exc. P&P – at the prevailing price at time of purchase). The customer must pay any and all carriage charges. No returns of discontinued products, unless within 14 days of purchase. This policy does not affect your statutory rights and does not refer to faulty goods.

R&G Racing

Unit 1, Shelley's Lane, East Worldham, Alton, Hampshire, GU34 3AQ

Tel: +44 (0)1420 89007 Fax: +44 (0)1420 87301 www.rg-racing.com Email: info@rg-racing.com



RAD0217

Notice de montage RAD0217 Grille de protection radiateur
DUCATI MULTISTRADA 950 2017-

Page | 5



Le kit doit contenir :

- 1x Grille de protection radiateur (RAD0216).**
- 3x 100mm Mousse autocollante**
- 8x Petits colliers de serrage.**



Photo 1



Photo 2



RAD0217




Photo 3



Photo 4



Photo 5




Photo 6




Photo 7



Photo 8



RAD0217

Page | 7




Photo 9



Photo 10

COUPLES DE SERRAGE RECOMMANDÉS

M4 BOULON = 8Nm
M5 BOULON = 12Nm
M6 BOULON = 15Nm
M8 BOULON = 20Nm
M10 BOULON = 40Nm
M12 ECROU = 40Nm

OUTILS REQUIS

- Clé à molette + douille 8mm.
 - Clé Allen 4mm

NOTICE DE MONTAGE

- Couper le bandeau de mousse fourni en pièces de 10mm puis collez-les au bas du cadre de protection radiateur, de façon à ce qu'elles se placent entre la protection radiateur et le radiateur.
- Enlever le carénage de chaque côté de la moto, voir photo 1. Pour cela, enlever les boulons au bas du carénage, voir photos 2 & 3, puis glisser la section rouge à l'avant pour l'enlever de ses supports, voir photo 4.
- Enlever les boulons qui fixent le haut du radiateur sur le cadre des 2 côtés de la moto. Ces boulons sont accessibles du côté où se trouvait le carénage, voir photo 5.
- Monter la protection radiateur R&G en place.
- Veiller à ce que les supports supérieurs se placent à l'extérieur du radiateur des 2 côtés de la moto, avant de réinsérer le boulon d'origine dans le support de protection radiateur puis dans le support radiateur avant de serrer dans le trou fileté du cadre, voir photos 6, 7 & 8.
- Veiller à ce que la protection cadre soit correctement montée avant de serrer les 2 boulons de fixation supérieurs.



RAD0217

- Utiliser les colliers de serrage fournis pour fixer les supports de protection radiateur inférieurs, voir photos 9 et 10.
- Remonter le carénage des 2 côtés de la moto à l'aide des 2 boulons.

ISSUE 1 16/05/2017 (NSY)

Page | 8

Notice disponible au téléchargement sur www.rg-racing.com

CONSUMER NOTICE

The catalogue description and any exhibition of samples are only broad indications of the Products and R&G may make design changes which do not diminish their performance or visual appeal and supplying them in such state shall conform to the order. The Buyer acknowledges no representation or warranty (other than as to title) has been given or will apply to the Products other than those in R&G's order or confirmation and the Buyer confirms it has chosen the Products as being of merchantable quality and suitable for its particular purposes. Where R&G fits the Products or undertakes other services it shall exercise reasonable skill and care and rectify any fault free of charge unless the workmanship has been disturbed. The Buyer is responsible for ensuring that the warranty on the motorcycle is not affected by the fitting of the Products. On return of any defective Products R&G shall at its option either supply a replacement or refund the purchase money but shall not be liable if the Products have been modified or used or maintained otherwise than in accordance with R&G's or manufacturer's instructions and good engineering practice or if the defect arises from accident or neglect. Other than identified above and subject to R&G not limiting its liability for causing death and personal injury, it shall not be liable for indirect or consequential loss and otherwise its liability shall be limited to the amounts paid by the Buyer for the Products or the fitting or service concerned. These terms do not affect the Buyer's statutory rights.

R&G RACING RETURNS POLICY (NON-FAULTY GOODS)

Returns must be pre-authorized (if not pre-authorized the return will be rejected). Goods may only be returned direct to us if they were purchased direct from us (customer must prove if necessary). Otherwise to be returned to original vendor. Goods must be in re-sellable condition, in the opinion of R&G Racing. All returns are subject to a 25% restocking and handling fee (25% of the gross value exc. P&P – at the prevailing price at time of purchase). The customer must pay any and all carriage charges. No returns of discontinued products, unless within 14 days of purchase. This policy does not affect your statutory rights and does not refer to faulty goods.

R&G Racing

Unit 1, Shelley's Lane, East Worldham, Alton, Hampshire, GU34 3AQ

Tel: +44 (0)1420 89007 Fax: +44 (0)1420 87301 www.rg-racing.com Email: info@rg-racing.com